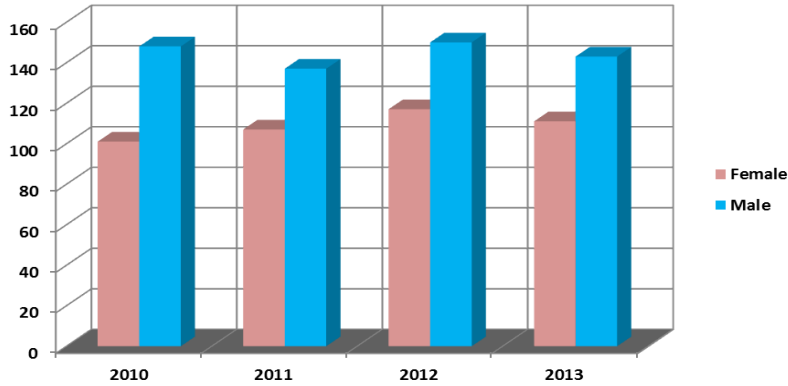
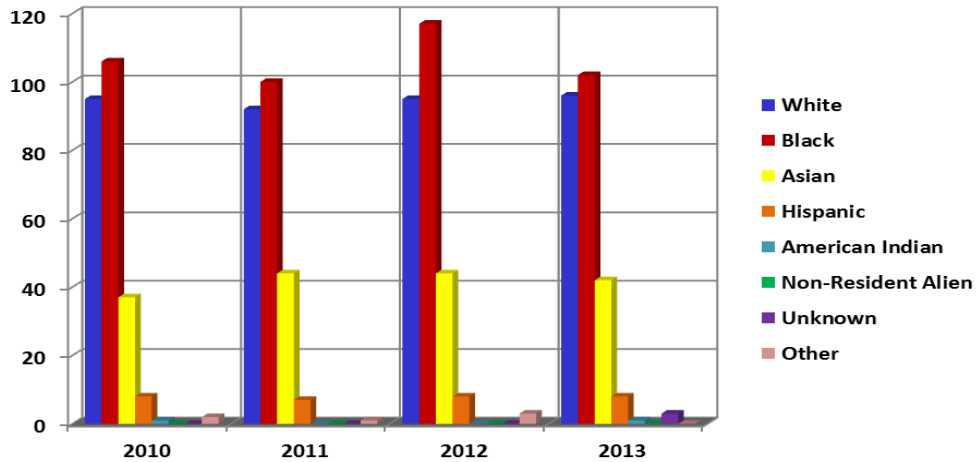


Fall 2010-2013 CUPA HR Faculty Full-time By Gender



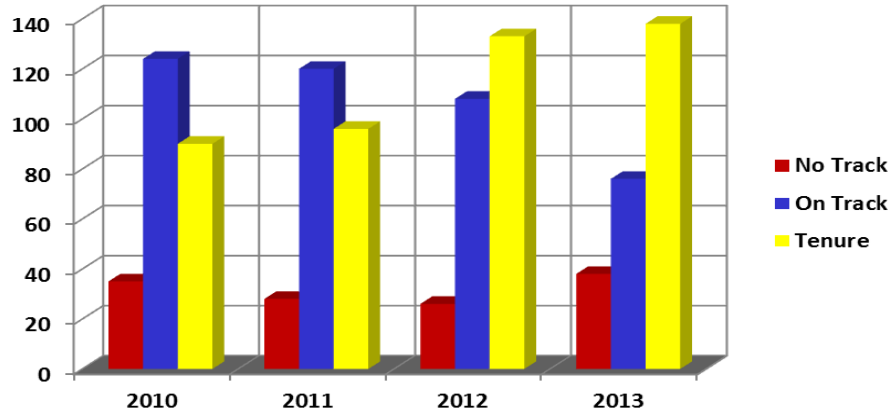
Gender	2010	2011	2012	2013
Female	101	107	117	110
Male	148	137	150	142
Total	249	244	267	252

By Race



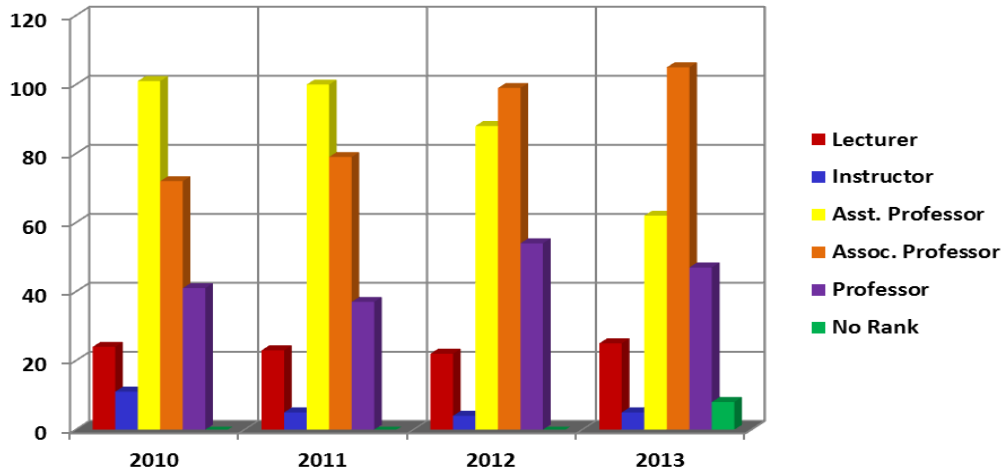
Race	2010	2011	2012	2013
White	95	92	95	96
Black	106	100	117	102
Asian	37	44	44	42
Hispanic	8	7	8	8
American Indian	1	0	0	1
Non-Resident Alien	0	0	0	0
Unknown	0	0	0	3
Other	2	1	3	0
Total	249	244	267	252

Fall 2010-2013 CUPA HR Faculty Full-time By Tenure Status



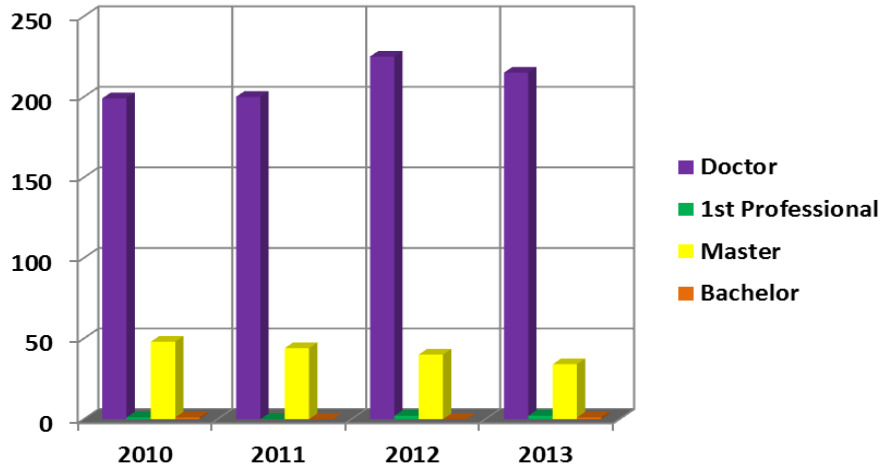
Status	2010	2011	2012	2013
No Track	35	28	26	38
On Track	124	120	108	76
Tenure	90	96	133	138
Total	249	244	267	252

By Position



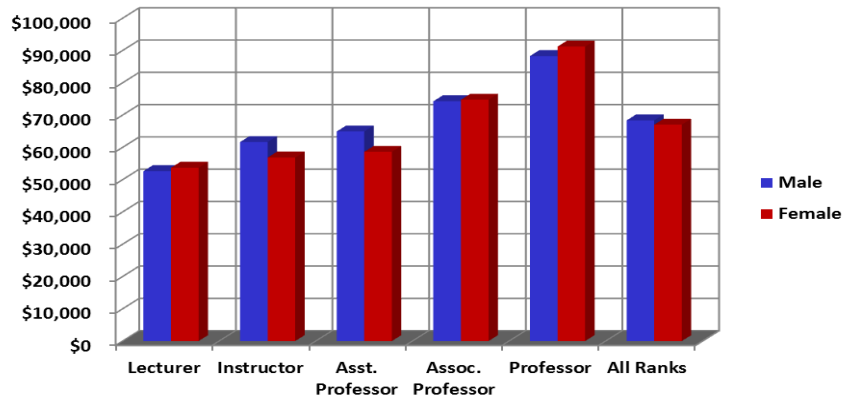
Position	2010	2011	2012	2013
Lecturer	24	23	22	25
Instructor	11	5	4	5
Asst. Professor	101	100	88	62
Assoc. Professor	72	79	99	105
Professor	41	37	54	47
No Rank	0	0	0	8
Total	249	244	267	252

Fall 2010-2013 CUPA HR Faculty Full-time By Degree



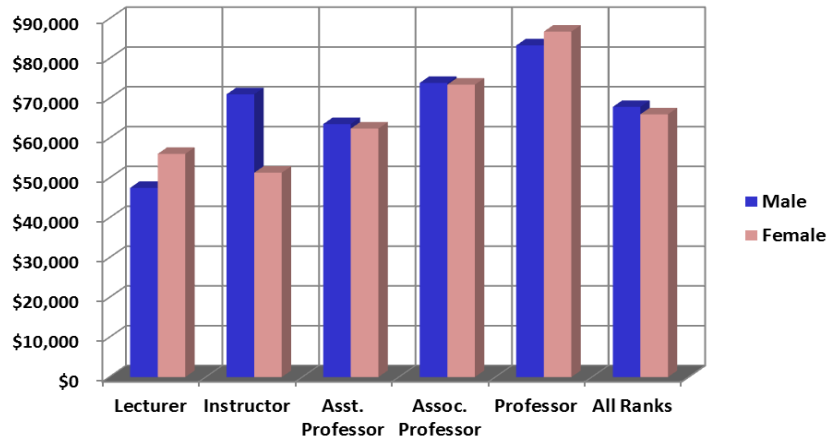
Degree	2010	2011	2012	2013
Doctor	199	200	225	215
1 st Professional	1	0	2	2
Master	48	44	40	34
Bachelor	1	0	0	1
Total	249	244	267	252

By Fall 2010 CUPA HR Faculty Full-time By Average Salary



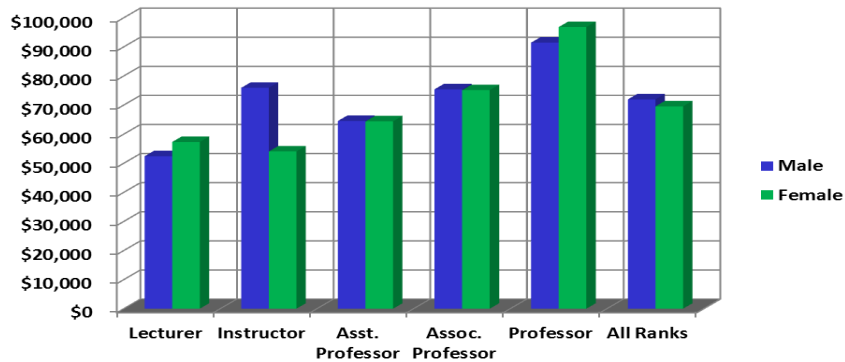
Salary	Male	Female
Lecturer	\$52,627	\$53,678
Instructor	\$61,618	\$56,815
Asst. Professor	\$64,900	\$58,599
Assoc. Professor	\$74,263	\$74,731
Professor	\$88,271	\$91,191
All Ranks	\$68,336	\$67,003

Fall 2011 CUPA HR Faculty Full-time By Average Salary



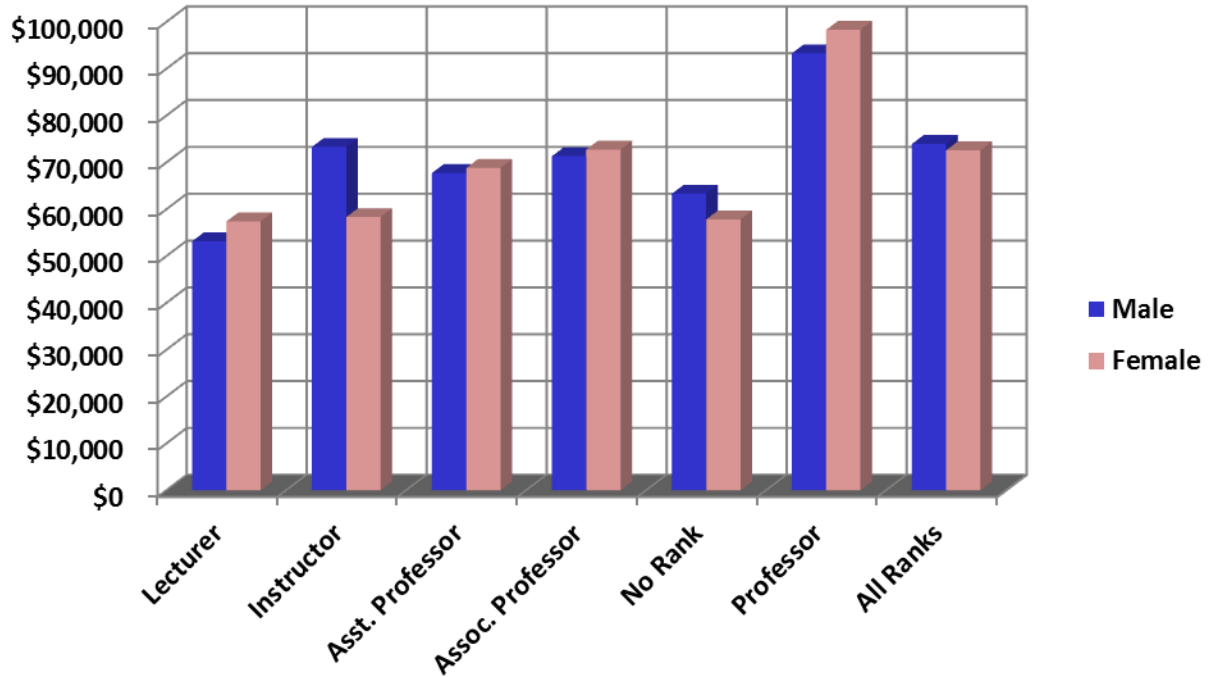
Salary	Male	Female
Lecturer	\$47,493	\$56,032
Instructor	\$71,000	\$51,297
Asst. Professor	\$63,511	\$62,366
Assoc. Professor	\$73,852	\$73,404
Professor	\$83,260	\$86,730
All Ranks	\$67,823	\$65,966

By Fall 2012 CUPA HR Faculty Full-time By Average Salary



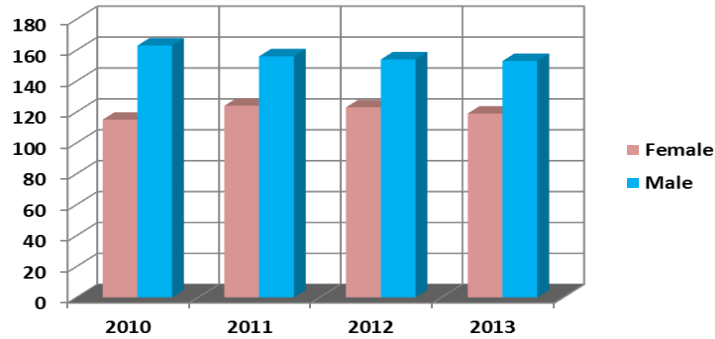
Salary	Male	Female
Lecturer	\$52,388	\$57,291
Instructor	\$75,900	\$54,038
Asst. Professor	\$64,526	\$64,382
Assoc. Professor	\$75,404	\$75,097
Professor	\$91,458	\$96,797
All Ranks	\$71,936	\$69,521

Fall 2013 CUPA HR Faculty Full-time By Average Salary



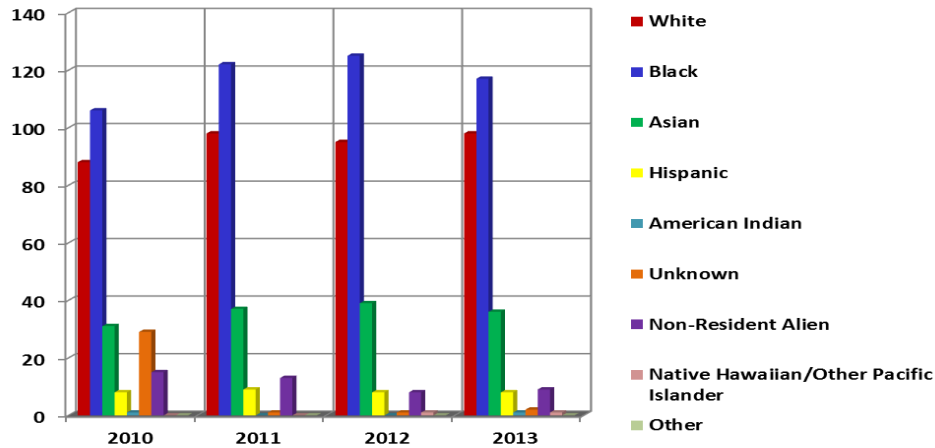
Salary	Male	Female
Lecturer	\$53,166	\$57,406
Instructor	\$73,333	\$58,342
Asst. Professor	\$67,753	\$68,828
Assoc. Professor	\$71,342	\$72,757
No Rank	\$63,341	\$57,839
Professor	\$93,307	\$98,310
All Ranks	\$73,961	\$72,608

Fall 2010-2013 AAUP Faculty Full-time By Gender



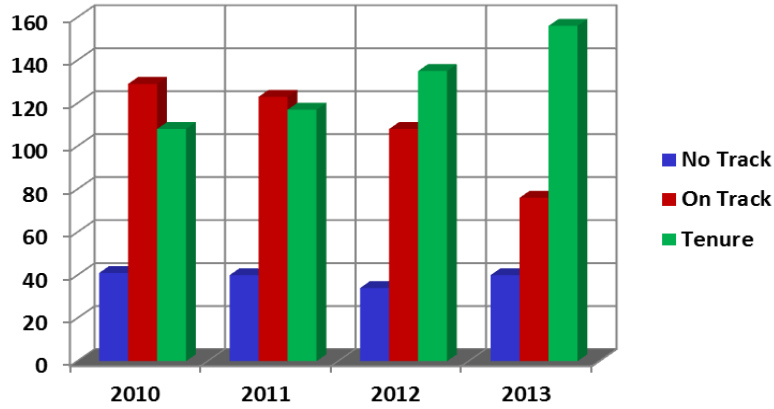
Gender	2010	2011	2012	2013
Female	115	124	123	117
Male	163	156	154	153
Total	278	280	277	270

By Race



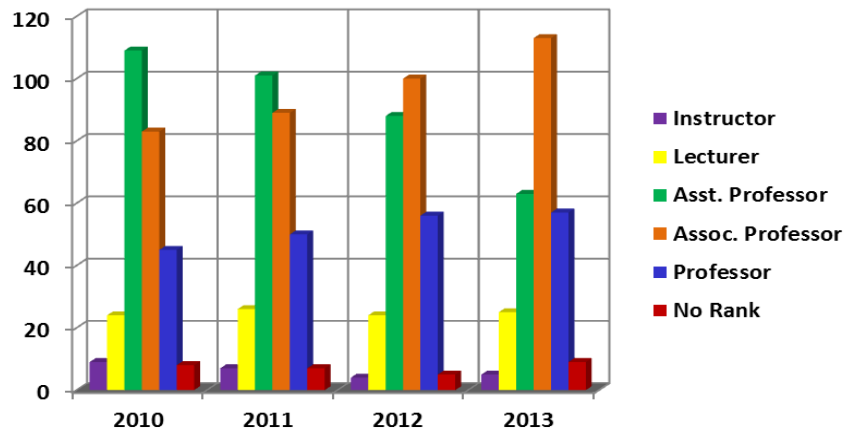
Race	2010	2011	2012	2013
White	88	98	95	98
Black	106	122	125	115
Asian	31	37	39	36
Hispanic	8	9	8	8
American Indian	1	0	0	1
Unknown	29	1	1	2
Non-Resident Alien	15	13	8	9
Native Hawaiian/Other Pacific Islander	0	0	1	1
Other	0	0	0	0
Total	278	280	277	270

Fall 2010-2013 AAUP Faculty Full-time By Tenure Status



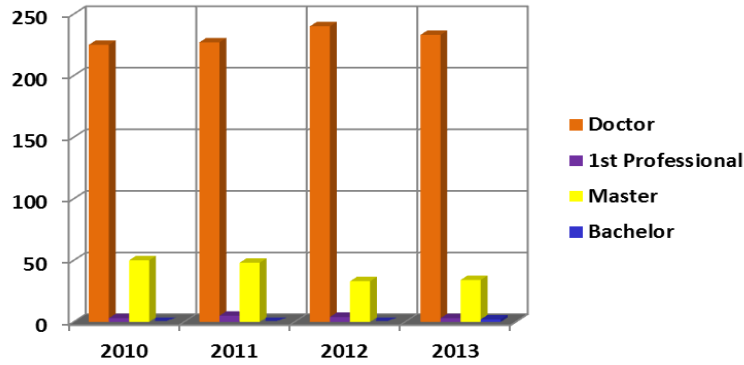
Status	2010	2011	2012	2013
No Track	41	40	34	38
On Track	129	123	108	76
Tenure	108	117	135	156
Total	278	280	277	270

By Position



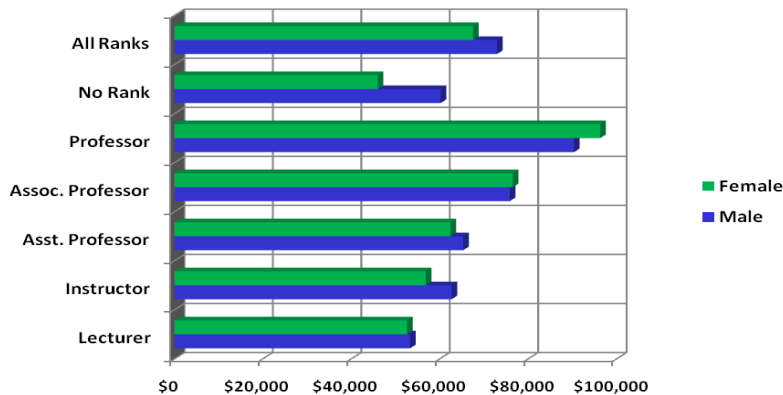
Position	2010	2011	2012	2013
Instructor	9	7	4	5
Lecturer	24	26	24	25
Asst. Professor	109	101	88	63
Assoc. Professor	83	89	100	113
Professor	45	50	56	56
No Rank	8	7	5	8
Total	278	280	277	270

Fall 2010-2013 AAUP Faculty Full-time By Degree



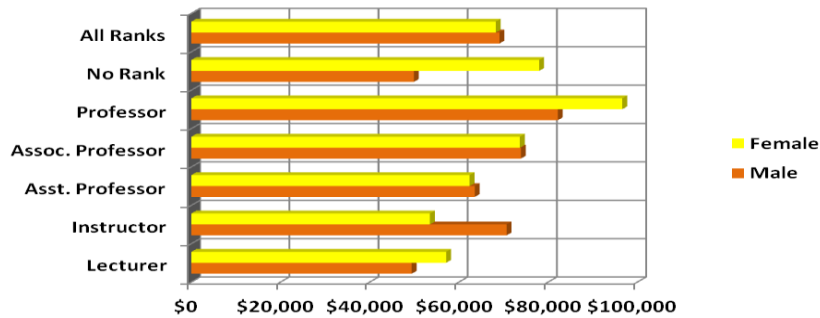
Degree	2010	2011	2012	2013
Doctor	225	227	240	232
1 st Professional	3	5	4	3
Master	50	48	33	34
Bachelor	0	0	0	1
Total	278	280	277	270

By Fall 2010 AAUP Faculty Full-time By Average Salary



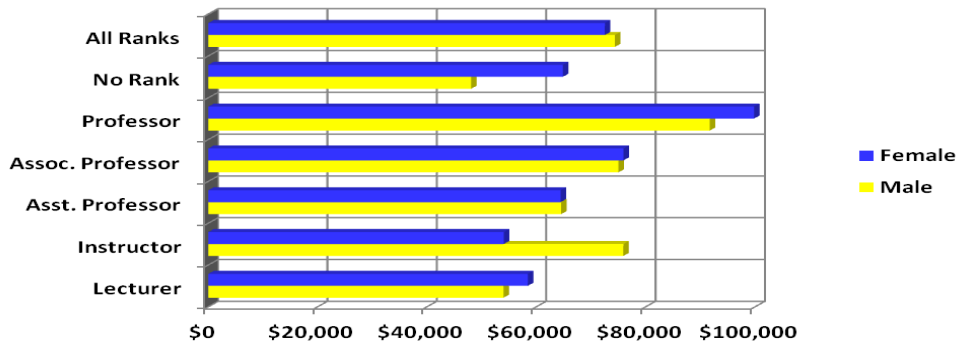
Salary	Male	Female
Lecturer	\$53,275	\$52,599
Instructor	\$62,684	\$56,815
Asst. Professor	\$65,282	\$62,411
Assoc. Professor	\$75,808	\$76,519
Professor	\$90,354	\$96,251
No Rank	\$60,172	\$45,951
All Ranks	\$72,944	\$67,510

Fall 2011 AAUP Faculty Full-time By Average Salary



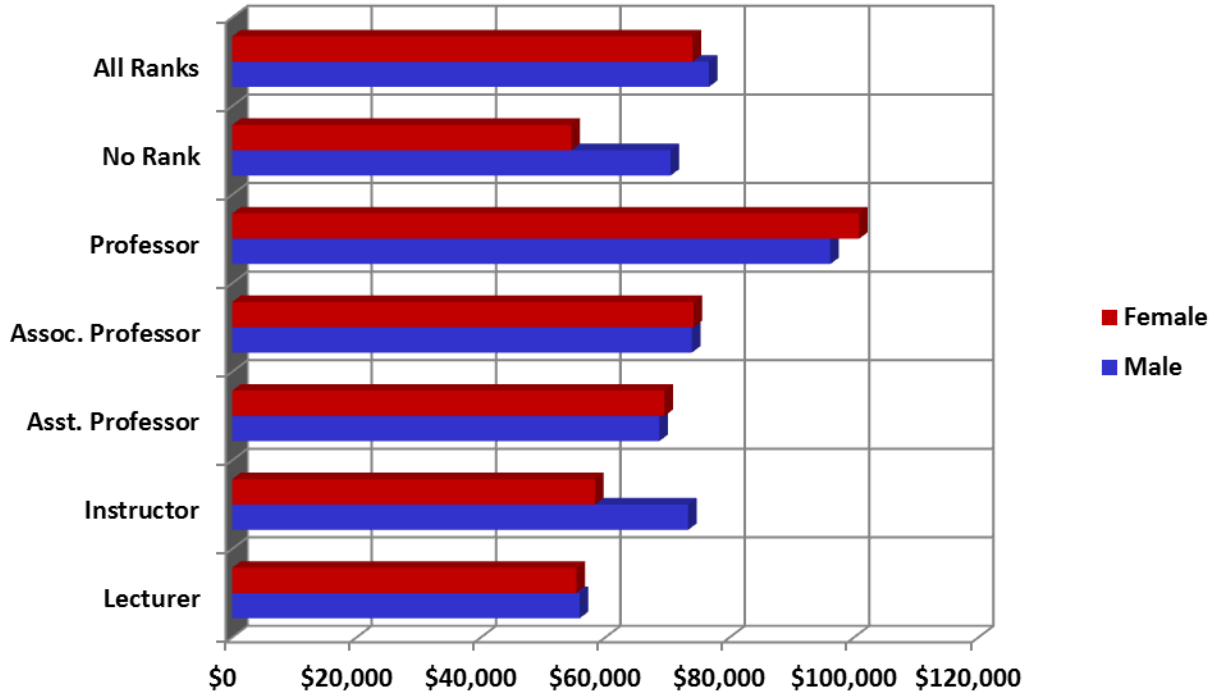
Salary	Male	Female
Lecturer	\$ 49,388	\$ 57,107
Instructor	\$ 70,667	\$ 53,473
Asst. Professor	\$ 63,511	\$ 62,366
Assoc. Professor	\$ 73,852	\$ 73,638
Professor	\$ 82,125	\$ 96,593
No Rank	\$49,880	\$77,951
All Ranks	\$69,054	\$68,228

By Fall 2012 AAUP Faculty Full-time By Average Salary



Salary	Male	Female
Lecturer	\$53,978	\$58,420
Instructor	\$75,900	\$54,038
Asst. Professor	\$64,526	\$64,409
Assoc. Professor	\$75,011	\$75,910
Professor	\$91,704	\$99,796
No Rank	\$48,070	\$64,852
All Ranks	\$74,344	\$72,515

Fall 2013 AAUP Faculty Full-time By Average Salary



Salary	Male	Female
Lecturer	\$55,849	\$55,335
Instructor	\$73,333	\$58,342
Asst. Professor	\$68,666	\$69,523
Assoc. Professor	\$73,639	\$74,199
Professor	\$96,189	\$100,803
No Rank	\$70,493	\$54,511
All Ranks	\$76,642	\$74,017